

JOB DEMAND REPORT

JUNE 2022

HIGHLIGHTS

JOB POSTINGS BY THE NUMBERS

POSTING COUNT	NEW THIS MONTH	COMPANIES	JOB BOARDS
4,788	2,694	1,663	30

OF DAYS POSTED

AVERAGE	MEDIAN
34.9	21

REPORT BUILDER

The default filter selection below will show all job demand data for the month. You can use the filters to create a customized report for the purpose of understanding a subset of the data.

OCCUPATION FILTERS

SKILL TYPE NAME / 1-DIGIT NOC ▾

MAJOR GROUP / 2-DIGIT NOC ▾

MINOR GROUP / 3-DIGIT NOC ▾

UNIT GROUP / 4-DIGIT NOC ▾

SKILL LEVEL ▾

JOB TYPE ▾

JOB DURATION ▾

ADDITIONAL LANGUAGE ▾

SPECIFIC JOB TAGS ▾

OTHER FILTERS

MUNICIPALITY ▾

COUNTY ▾

JOB BOARD ▾

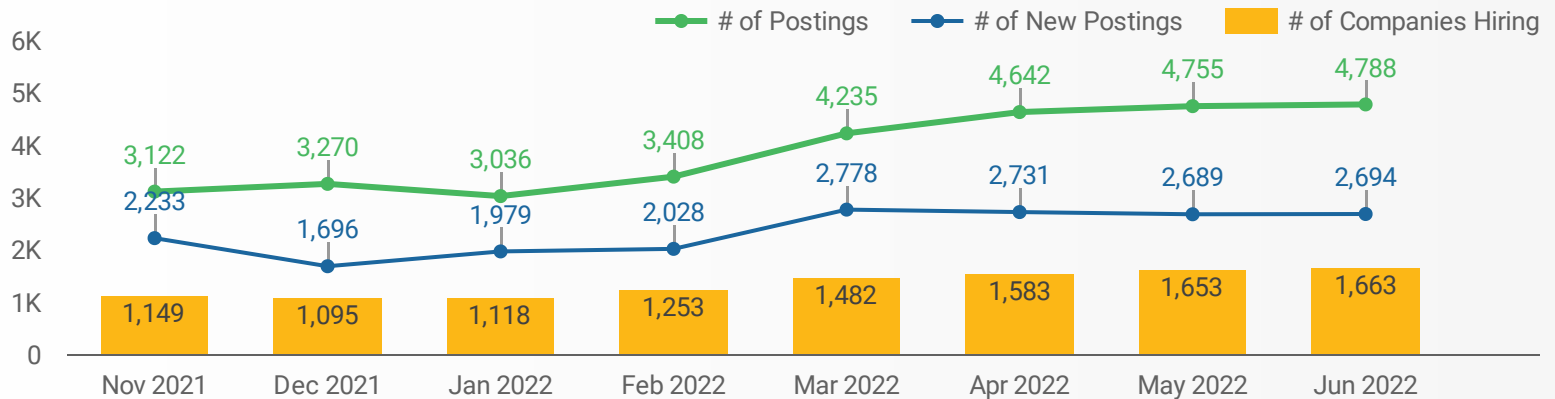
NOC = National Occupation Classification | NAICS = North American Industry Classification System

Source:

Job posting data is collected by the Centre for Workforce Development from job boards and employer websites that recruit candidates in the Hastings, Prince Edward, and Lennox & Addington Counties.

JOB POSTINGS BY MONTH

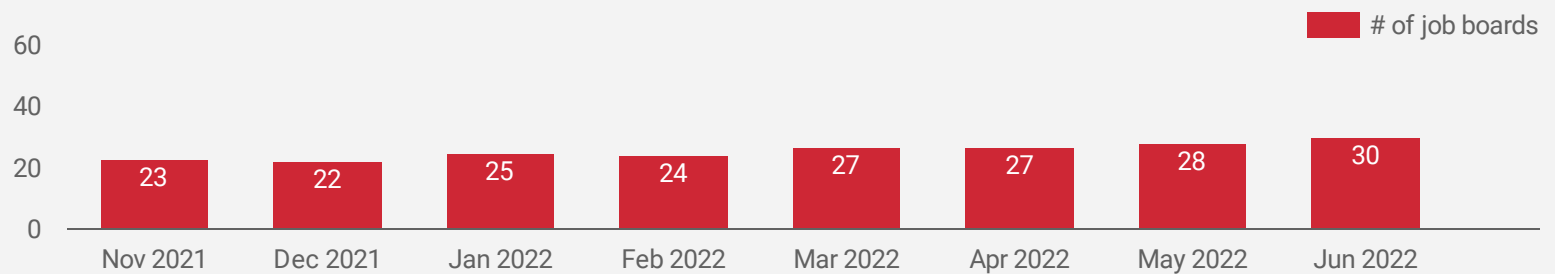
How many job postings were active for at least 1 day this month?



NOTE: This graph cannot be filtered using the controls on the cover page

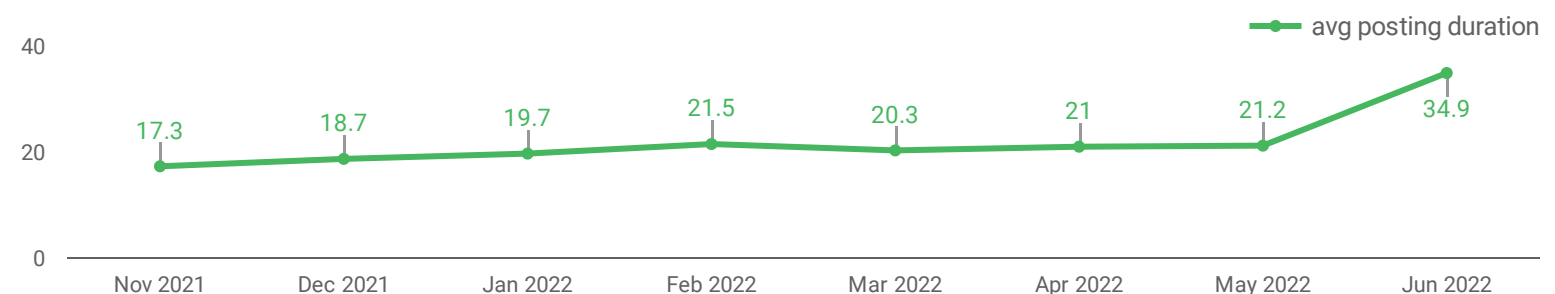
NUMBER OF ACTIVE JOB BOARDS

How many job postings were active for at least 1 day this month on these job boards?



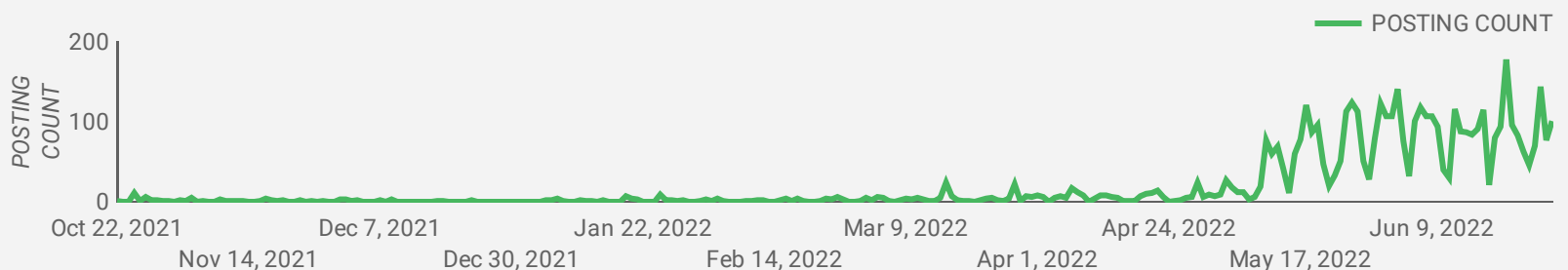
AVG & MEDIAN POSTING LENGTH BY DAYS

How long are employers having to recruit for to find candidates to fill their job vacancies?



POST DATE TIMELINE FOR THIS MONTH'S ACTIVE JOB POSTINGS

How many job postings were active for at least 1 day this month?



JOB POSTINGS BY MUNICIPALITY

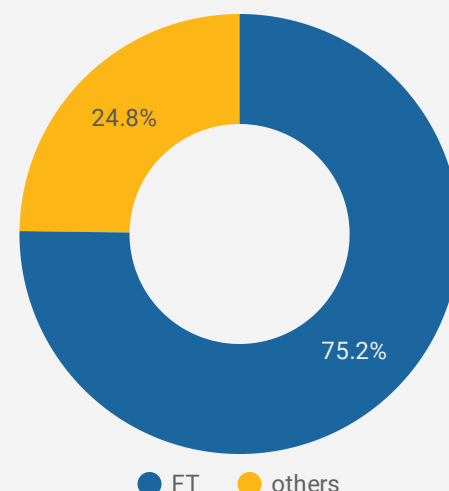
How many job postings were active for at least 1 day this month?

	MUNICIPALITY	POSTING COUNT	AVG POSTING LENGTH IN DAYS	MEDIAN POSTING LENGTH IN DAYS
1.	City of Belleville	2,482	33.2	21
2.	City of Quinte West	665	35.5	21
3.	Prince Edward County	520	38.1	21
4.	Town of Greater Napanee	415	24.4	21
5.	Town of Bancroft	211	63.0	21
6.	Township of Loyalist	103	17.7	14
7.	Municipality of Centre Hastings	68	24.8	21
8.	Township of Stone Mills	44	19.6	14
9.	Municipality of Tweed	41	29.7	21
10.	Municipality of Marmora and	35	57.4	21

1 - 22 / 22 < >

JOB TYPE

Full-time vs Part-time



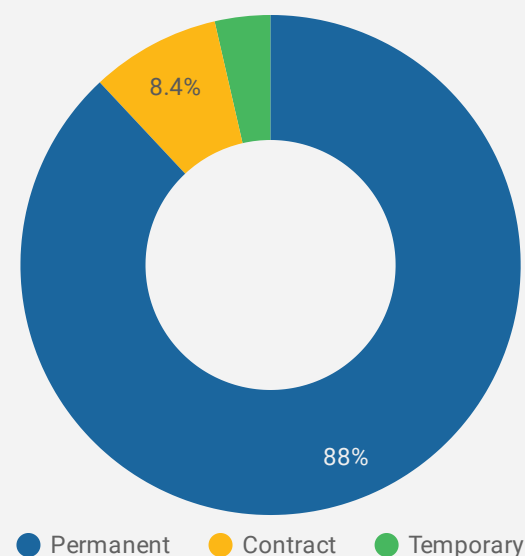
JOB POSTINGS BY COUNTY OR CITY

How many job postings were active for at least 1 day this month?

	COUNTY OR CITY	POSTING COUNT	AVG POSTING LENGTH IN DAYS	MEDIAN POSTING LENGTH IN DAYS
1.	Belleville	2,482	33.2	21
2.	City of Quinte West	665	35.5	21
3.	Lennox and Addington	589	23.0	21
4.	Prince Edward County	520	38.1	21
5.	Hastings County	496	51.1	21

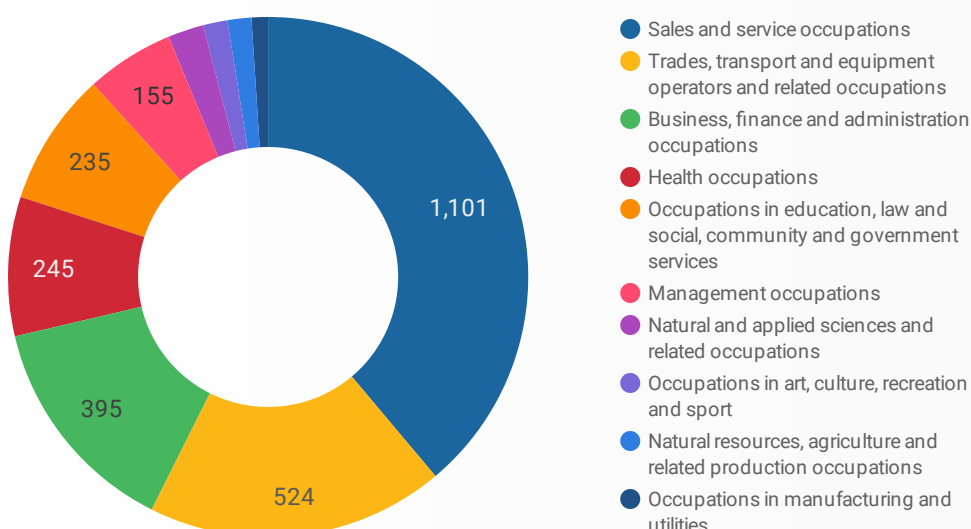
JOB DURATION

Permanency of jobs posted



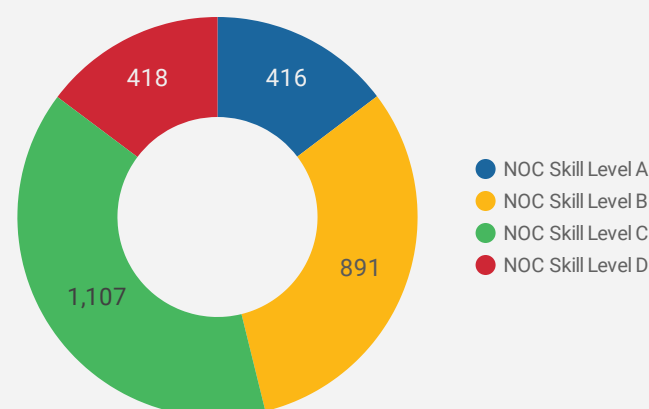
JOB POSTINGS BY JOB CATEGORY

What broad occupational category is being recruited?



JOB POSTINGS BY SKILL LEVEL

What education do occupations typically require?



Skill Level A = Usually University education | Skill Level B = Usually College education or Apprenticeship training | Skill Level C = Usually Secondary education or occupation-specific training | Skill Level D = Usually on-the-job training

TOP HIRING EMPLOYERS & AGENCIES

Who is hiring?












	COMPANY	MUNICIPALITY	POSTINGS COUNT ▾	AVG POSTING LENGTH IN DAYS	MEDIAN POSTING LENGTH IN DAYS
1.	Quinte Health Care	City of Belleville	97	88.0	43
2.	Quinte Health Care Corporation / QHC	City of Belleville	68	21.0	21
3.	Great Canadian Gaming Corporation	City of Belleville	66	18.4	21
4.	Lennox and Addington County General Hospital	Town of Greater Napanee	36	20.4	21
5.	Great Canadian Gaming	City of Belleville	33	22.3	22
6.	Great Canadian Casinos	City of Belleville	32	20.3	21
7.	Lowe's	City of Belleville	32	13.9	11
8.	Loyalist College	City of Belleville	31	21.6	21
9.	The Corporation of the County of Prince Edward	Prince Edward County	30	172.0	172
10.	Trenton Military Family Resource Center	City of Quinte West	29	82.7	69
11.	Jbs Foods Canada	City of Belleville	26	36.0	21
12.	CFMWS	City of Quinte West	26	17.2	14
13.	Kijiji	City of Belleville	24	15.0	15
14.	Addictions and Mental Health Services - Hastings Prince Edward	City of Belleville	24	17.5	18
15.	VON Canada	City of Belleville	21	90.3	95
16.	Algonquin & Lakeshore Catholic District School Board	Town of Greater Napanee	20	21.0	21
17.	Peopleready	City of Belleville	19	15.1	14
18.	Quinte Health Care	City of Quinte West	19	91.8	91
19.	City of Belleville	City of Belleville	18	41.1	21
20.	Prince Edward, Corporation of the County of	Prince Edward County	17	21.0	21
21.	Great Canadian Gaming Corp.	City of Belleville	17	14.0	14
22.	Adzuna	Township of Stone Mills	16	14.0	14
23.	Dexterra Group	City of Quinte West	16	21.0	21
24.	Hastings County	Town of Bancroft	14	23.1	14
25.	Highline Mushrooms	Prince Edward County	14	24.2	21
26.	Hastings Centennial Manor - Bancroft Positions	#N/A	14	128.6	92

TOP HOURLY WAGES IN JOB POSTINGS

What are employers willing to pay to find the perfect candidate?

of Minimum Wage Job Postings

111

	JOB TITLE	COMPANY	LOCATION	HOURLY WAGE ▾
1.	Dance Instructor	Prestige Dance Academy	City of Belleville	80 
2.	Treasurer	Township of Tay	Prince Edward County	65.1 
3.	Chief Technology Officer Permanent Full Time	YWI Alliance	Town of Greater Napanee	65 
4.	Municipal Clerk	Township of Tay	Prince Edward County	59.68 
5.	Operations Vice-president - Goods Production, Utilities, Transportation And Construction	1654187 ONTARIO INC.	City of Quinte West	58 
6.	Senior Managers - Financial, Communications And Other Business Services	Elections Canada	City of Quinte West	55.66 
7.	Manager Of Building Services/chief Building Official	Township of Tay	Prince Edward County	54.03 
8.	Framer needed in Trenton	Kijiji	City of Quinte West	50 
9.	Safety Engineer	Mack Global Engineering Incorporated	City of Belleville	50 
10.	Registered Nurse - Part-time	Hastings Centennial Manor - Bancroft Positions	#N/A	47.57 
11.	Registered Nurse - Part-time	Hastings Manor - Belleville	#N/A	47.57 

1 - 100 / 665



TOP SALARIES IN JOB POSTINGS

What are employers willing to pay to find the perfect candidate?

	JOB TITLE	COMPANY	LOCATION	ANNUAL SALARY ▾
1.	General Internist - Department Of Internal Medicine	Quinte Health Care	City of Belleville	240,000 
2.	Owner Operator - Napanee Tank Division - Canada Only	Cooney	Town of Greater Napanee	150,000 
3.	Eassons â€™ Truck Driver â€™ Cross Border â€™ Owner Operator	Eassons Transportation Group	Township of Loyalist	150,000 
4.	Crs â€™ Truck Driver â€™ Owner Operator	Choice Reefer Systems	Township of Loyalist	150,000 
5.	Optometrist	Dr. Christmas Family Eye Care	City of Belleville	150,000 
6.	Transformation Specialistâ€™ Temporary Full-time â€™ 1 Year Contract	Quinte Health Care	City of Belleville	150,000 
7.	Physician Assistant, Temporary Full-time - Emergency - Belleville	Quinte Health Care	City of Belleville	140,000 
8.	Owner Operator - Belleville Tank Division - Canada Only	Cooney	City of Belleville	140,000 
9.	Costco - Window Installers	Landmark Home Solutions	City of Belleville	135,000 

1 - 100 / 894

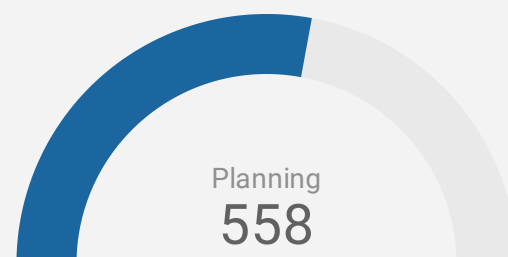
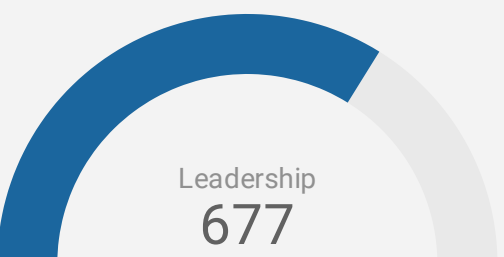
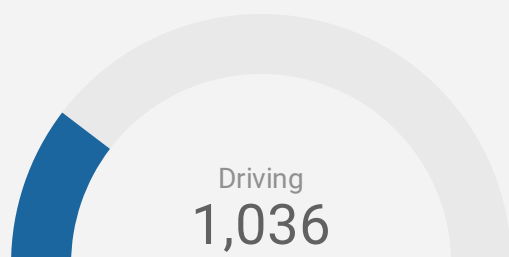
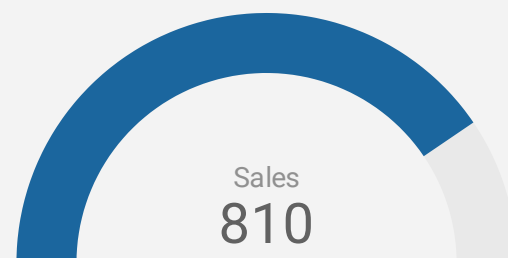
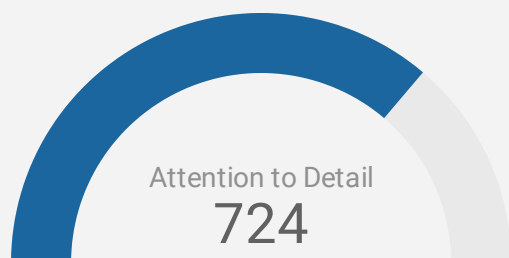
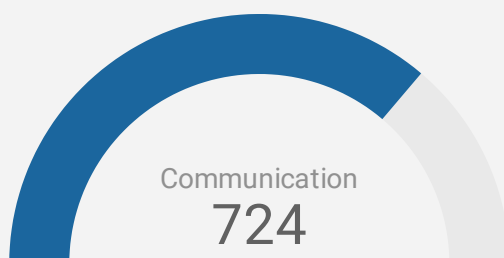
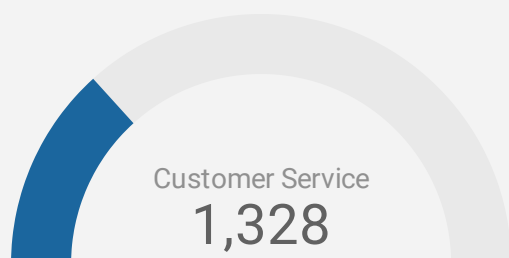


TOP IN-DEMAND SKILLS

How many times were these skills found in job postings?

ACTIVE JOB POSTINGS THIS MONTH

4,788



KEY JOB REQUIREMENTS

How often are these requirements desired in job postings?

ACTIVE JOB POSTINGS THIS MONTH

4,788



Driver's License
118



First Aid
296



Regular Access to a Ve
275



Criminal Record Check
328



Microsoft Office
262



Food Safety
120

JOB POSTINGS BY SKILL LEVEL, FREQUENCY, & DURATION

What jobs are in-demand and/or hard to fill?

	4 DIGIT NOC	4 DIGIT NOC NAME	SKILL LEVEL	POSTING COUNT	AVG POSTING LENGTH IN DAYS	MEDIAN POSTING LENGTH IN DAYS
1.	6421	Retail salespersons	NOC Skill Level C	232	24.2	21
2.	6731	Light duty cleaners	NOC Skill Level D	121	35.5	21
3.	6711	Food counter attendants, kitchen helpers and related support occupations	NOC Skill Level D	103	29.2	21
4.	6322	Cooks	NOC Skill Level B	102	47.3	21
5.	7511	Transport truck drivers	NOC Skill Level C	98	35.4	21
6.	4412	Home support workers, housekeepers and related occupations	NOC Skill Level C	95	30.3	21
7.	6552	Other customer and information services representatives	NOC Skill Level C	94	32.0	21
8.	7452	Material handlers	NOC Skill Level C	84	31.0	21
9.	621	Retail and wholesale trade managers	NOC Skill Level A	73	22.3	21
10.	6513	Food and beverage servers	NOC Skill Level C	58	33.5	21
11.	6541	Security guards and related security service occupations	NOC Skill Level C	55	19.0	21
12.	4212	Social and community service workers	NOC Skill Level B	54	44.6	21
13.	7514	Delivery and courier service drivers	NOC Skill Level C	51	24.8	21
14.	6321	Chefs	NOC Skill Level B	50	29.6	21
15.	6611	Cashiers	NOC Skill Level D	50	22.0	21
16.	1241	Administrative assistants	NOC Skill Level B	48	31.9	21
17.	3233	Licensed practical nurses	NOC Skill Level B	47	25.2	21
18.	7271	Carpenters	NOC Skill Level B	47	44.9	21
19.	1114	Other financial officers	NOC Skill Level A	38	27.3	21
20.	1414	Receptionists	NOC Skill Level C	37	78.3	21
21.	6622	Store shelf stockers, clerks and order fillers	NOC Skill Level D	29	27.8	21
22.	1221	Administrative officers	NOC Skill Level B	28	51.5	21
23.	7611	Construction trades helpers and labourers	NOC Skill Level D	26	38.0	21
24.	8612	Landscaping and grounds maintenance labourers	NOC Skill Level D	23	25.6	20.5
25.	6733	Janitors, caretakers and building superintendents	NOC Skill Level D	21	41.6	21
26.	6211	Retail sales supervisors	NOC Skill Level B	21	36.2	21
27.	1521	Shippers and receivers	NOC Skill Level C	21	42.7	21
28.	6222	Retail and wholesale buyers	NOC Skill Level B	19	23.6	21
29.	7311	Construction millwrights and industrial mechanics	NOC Skill Level B	19	45.8	30
--	----	-----	-----	--	--	--

JOB POSTINGS BY 3-DIGIT NATIONAL OCCUPATION CLASSIFICATION

What jobs are hard to fill and/or in-demand?

	3 DIGIT NOC	3 DIGIT NOC NAME	SKILL LEVEL	POSTING COUNT	AVG POSTING LENGTH IN DAYS	MEDIAN POSTING LENGTH IN DAYS
1.	642	Retail salespersons	NOC Skill Level C	232	24.2	21
2.	751	Motor vehicle and transit drivers	NOC Skill Level C	158	31.1	21
3.	632	Chefs and cooks	NOC Skill Level B	152	41.1	21
4.	673	Cleaners	NOC Skill Level D	151	37.6	21
5.	671	Food counter attendants, kitchen helpers and related support occupations	NOC Skill Level D	103	29.2	21
6.	441	Home care providers and educational support occupations	NOC Skill Level C	96	30.2	21
7.	655	Customer and information services representatives	NOC Skill Level C	94	32.0	21
8.	651	Occupations in food and beverage service	NOC Skill Level C	84	33.7	21
9.	745	Longshore workers and material handlers	NOC Skill Level C	84	31.0	21
10.	421	Paraprofessional occupations in legal, social, community and education services	NOC Skill Level B	81	45.6	21
11.	062	Retail and wholesale trade managers	NOC Skill Level A	73	22.3	21
12.	111	Auditors, accountants and investment professionals	NOC Skill Level A	67	29.4	21
13.	323	Other technical occupations in health care	NOC Skill Level B	62	23.9	21
14.	124	Office administrative assistants - general, legal and medical	NOC Skill Level B	62	32.0	21
15.	654	Security guards and related security service occupations	NOC Skill Level C	55	19.0	21
16.	321	Medical technologists and technicians (except dental health)	NOC Skill Level B	55	31.5	21
17.	727	Carpenters and cabinetmakers	NOC Skill Level B	50	48.7	21
18.	122	Administrative and regulatory occupations	NOC Skill Level B	50	44.0	21
19.	661	Cashiers	NOC Skill Level D	50	22.0	21
20.	152	Supply chain logistics, tracking and scheduling co-ordination occupations	NOC Skill Level C	47	33.2	21
21.	141	General office workers	NOC Skill Level C	46	68.9	21
22.	341	Assisting occupations in support of health services	NOC Skill Level C	45	20.8	21
23.	731	Machinery and transportation equipment mechanics (except motor vehicles)	NOC Skill Level B	35	38.5	21
24.	143	Financial, insurance and related administrative support workers	NOC Skill Level C	33	23.6	21
25.	662	Other sales support and related occupations	NOC Skill Level D	30	27.6	21
26.	415	Social and community service professionals	NOC Skill Level A	28	32.5	21
27.	861	Harvesting, landscaping and natural resources labourers	NOC Skill Level D	26	25.3	20.5
28.	761	Trades helpers and labourers	NOC Skill Level D	26	38.0	21
29.	752	Heavy equipment operators	NOC Skill Level C	25	29.1	21

JOB POSTINGS BY 2-DIGIT NATIONAL OCCUPATION CLASSIFICATION

What jobs are hard to fill and/or in-demand?

	2 DIGIT NOC	2 DIGIT NOC NAME	SKILL LEVEL	POSTING COUNT ▾	AVG POSTING LENGTH IN DAYS	MEDIAN POSTING LENGTH IN DAYS
1.	65	Service representatives and other customer and personal services occupations	NOC Skill Level C	262	29.8	21
2.	67	Service support and other service occupations, n.e.c.	NOC Skill Level D	262	35.2	21
3.	64	Sales representatives and salespersons - wholesale and retail trade	NOC Skill Level C	234	24.1	21
4.	63	Service supervisors and specialized service occupations	NOC Skill Level B	200	40.2	21
5.	75	Transport and heavy equipment operation and related maintenance occupations	NOC Skill Level C	186	30.7	21
6.	72	Industrial, electrical and construction trades	NOC Skill Level B	137	42.1	21
7.	32	Technical occupations in health	NOC Skill Level B	124	28.4	21
8.	12	Administrative and financial supervisors and administrative occupations	NOC Skill Level B	123	37.1	21
9.	44	Care providers and educational, legal and public protection support occupations	NOC Skill Level C	97	30.1	21
10.	14	Office support occupations	NOC Skill Level C	95	46.8	21
11.	74	Other installers, repairers and servicers and material handlers	NOC Skill Level C	95	31.5	21
12.	11	Professional occupations in business and finance	NOC Skill Level A	92	26.8	21
13.	06	Middle management occupations in retail and wholesale trade and customer services	NOC Skill Level A	88	26.1	21
14.	42	Paraprofessional occupations in legal, social, community and education services	NOC Skill Level B	81	45.6	21
15.	66	Sales support occupations	NOC Skill Level D	80	24.0	21
16.	15	Distribution, tracking and scheduling co-ordination occupations	NOC Skill Level C	69	29.3	21
17.	73	Maintenance and equipment operation trades	NOC Skill Level B	69	36.1	21
18.	62	Retail sales supervisors and specialized sales occupations	NOC Skill Level B	63	26.7	21
19.	31	Professional occupations in health (except nursing)	NOC Skill Level A	63	46.1	21
20.	41	Professional occupations in law and social, community and government services	NOC Skill Level A	49	30.7	21
21.	34	Assisting occupations in support of health services	NOC Skill Level C	45	20.8	21
22.	01	Senior managers - construction, transportation, production and utilities	NOC Skill Level A	41	19.7	21
23.	76	Trades helpers, construction labourers and related occupations	NOC Skill Level D	37	31.1	21
24.	22	Technical occupations related to natural and applied sciences	NOC Skill Level B	32	27.1	21
25.	52	Technical occupations in art, culture, recreation and sport	NOC Skill Level B	32	32.1	21
26.	21	Professional occupations in natural and applied sciences	NOC Skill Level A	31	38.4	21
27.	86	Harvesting, landscaping and natural resources labourers	NOC Skill Level D	26	25.3	20.5

MULTILINGUAL JOB POSTINGS BY THE NUMBERS

ACTIVE POSTINGS
360

NEW POSTINGS
2

COMPANIES
191

LANGUAGES
6

OF DAYS POSTED

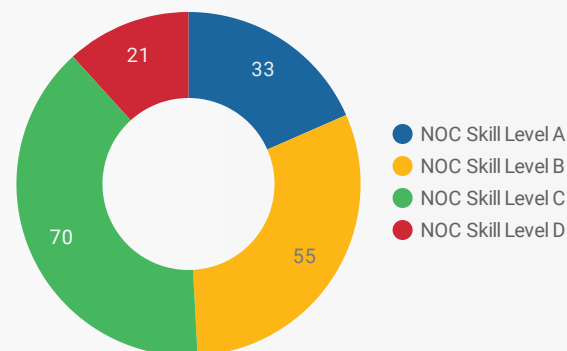
AVERAGE
30.6

MEDIAN
21

MULTILINGUAL JOB POSTINGS BY SKILL LEVEL

What language skills are employers looking for by occupational skill level?

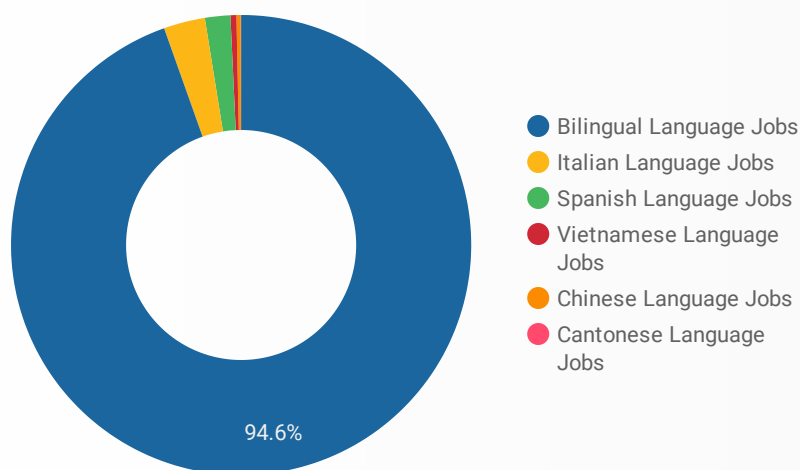
33	Skill Level A - Management/ Professional Occupations usually requiring University
55	Skill Level B - Usually college education or apprenticeship training
70	Skill Level C - Usually secondary education or occupation-specific training
21	Skill Level D - Usually on-the-job training



LANGUAGES	NOC Skill Level A	NOC Skill Level B	NOC Skill Level C	NOC Skill Level D
Bilingual Lan...
Italian Langu...	8		1	
Spanish Lang...	2		2	
Chinese Lang...		1		
Vietnamese L...		1		

LANGUAGE SKILLS BREAKDOWN

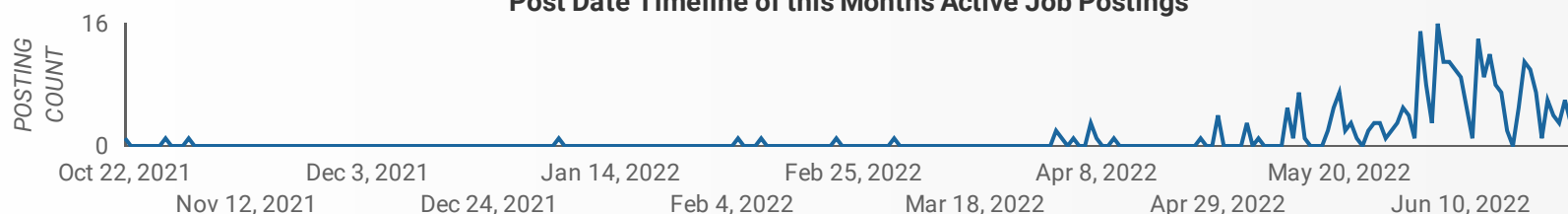
Which kinds of language skills do employers seek?



LANGUAGES	POSTING COUNT
1. Bilingual Language Jobs	340
2. Italian Language Jobs	9
3. Spanish Language Jobs	7
4. Chinese Language Jobs	2
5. Vietnamese Language Jobs	1

1 - 6 / 6 < >

Post Date Timeline of this Month's Active Job Postings



LANGUAGE SKILLS BEING RECRUITED BY JOB CATEGORY

What language skills are sought by 1-Digit NOC?

BROAD OCCUPATIONAL CATEGORY	Bilingual Lan...	Italian Lang...	Spanish Lan...	Chinese Lan...	Vietnamese...	Grand total
Business, finance and administration occu...	38	8		1		47
Health occupations	7					7
Management occupations	7		2			9
Natural and applied sciences and related o...	1					1
Natural resources, agriculture and related ...	1					1
Occupations in art, culture, recreation and ...	4					4
Occupations in education, law and social, ...	30					30
Sales and service occupations	51	1	2		1	55
Trades, transport and equipment operator...	25					25
Grand total	164	9	4	1	1	179

MULTILINGUAL JOB POSTINGS BY MUNICIPALITY

What language skills are sought by 4-Digit NOC?

	MUNICIPALITY	JOB LANGUAGES ▾	AVG POSTING LENGTH IN DAYS	MEDIAN POSTING LENGTH IN DAYS
1.	City of Belleville	172	33.3	21
2.	City of Quinte West	74	34.9	21
3.	Prince Edward County	40	30.5	21
4.	Town of Greater Napanee	32	19.9	21
5.	Town of Bancroft	13	22.3	20
6.	Township of Stone Mills	10	18.3	14
7.	Municipality of Centre Hastings	4	16.8	17.5
8.	Municipality of Tweed	4	17.5	17.5
9.	Township of Loyalist	3	14.0	14
1 - 15 / 15 < >				

	UPPER TIER	JOB LANGUAGES ▾	AVG POSTING LENGTH IN DAYS	MEDIAN POSTING LENGTH IN DAYS
1.	Belleville	172	33.3	21
2.	City of Quinte West	74	34.9	21
3.	Lennox and Addington	46	19.2	14
4.	Prince Edward County	40	30.5	21
5.	Hastings County	28	21.6	21

LANGUAGE DEMAND BY JOB

What language skills are sought by 4-Digit NOC?

4 DIGIT NOC NAME	POSTINGS ▾
1. Retail salespersons	13
2. Other customer and information services re...	10
3. Social and community service workers	9
4. Other financial officers	9
5. Administrative assistants	8
6. Delivery and courier service drivers	8
7. Light duty cleaners	8
8. Home support workers, housekeepers and r...	7
9. Receptionists	6
10. Cooks	5
11. Other instructors	5
12. Administrative officers	4
13. Early childhood educators and assistants	4
14. Cashiers	4
15. Material handlers	4
16. Food counter attendants, kitchen helpers an...	3
17. Food and beverage servers	3
18. Professional occupations in advertising, ma...	3
19. Construction trades helpers and labourers	3
20. Registered nurses and registered psychiatri...	3
21. School principals and administrators of ele...	3
22. Program leaders and instructors in recreati...	3
23. Letter carriers	3
24. Janitors, caretakers and building superinten...	2
25. Supervisors, supply chain, tracking and sche...	2
26. Securities agents, investment dealers and b...	2
27. Dental assistants	2
28. Dispatchers	2
29. Banking, credit and other investment manag...	2
30. Heavy equipment operators (except crane)	2
31. Sheet metal workers	2
32. Accounting technicians and bookkeepers	2

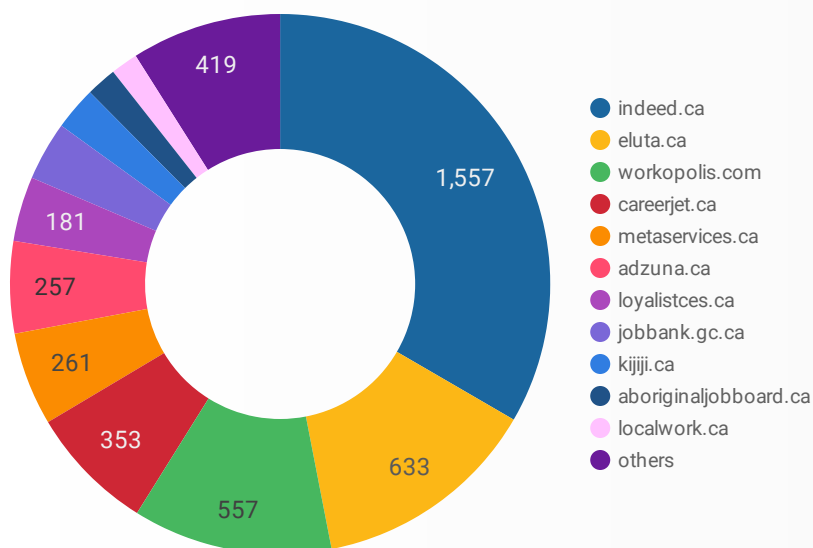
MULTILINGUAL HIRING EMPLOYERS

Which employers are seeking multilingual candidates?

COMPANY	POSTINGS ▾
1. Trenton Military Family Resource Center	26
2. VON Canada	18
3. Home and Community Care Support Services South East	10
4. Adzuna	9
5. Scotiabank	8
6. Conseil des Ã©coles publiques de l'Est de l'Ontario	8
7. VON Canada (Ontario)	7
8. Hastings and Prince Edward District School Board	6
9. Ottawa-Carleton District School Board	6
10. BELL MOBILITY/BELL MOBILITÃ	6
11. Bell	5
12. County of Lennox and Addington	5
13. National Air Force Museum of Canada	4
14. Ste. Anne's Spa	4
15. Victorian Order of Nurses / VON	4
16. Ontario Health	3
17. La Source	3
18. Liquor Control Board of Ontario	3
19. Quinte West, City of	3
20. TruckRight Data Management Inc.	3
21. Canadian Forces Morale and Welfare Services - CFMWS	3
22. Motion Industries Canada	3
23. Sensity Deafblind and Sensory Support Network of Canada	3
24. Glacier Maintenance	3
25. OneLook Productions	3
26. Peer Support South East Ontario	3
27. Canada Revenue Agency	3
28. CarePartners	3
29. Interface, Inc.	3

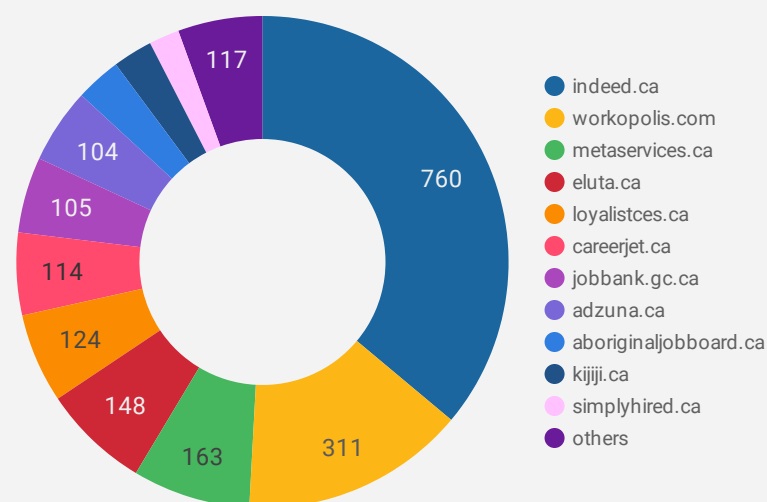
JOB POSTINGS BY JOB BOARD

What share of unique job postings appear on each job board?



COMPANIES BY JOB BOARD

What share of unique job postings appear on each job board?



JOB POSTING DETAILS BY JOB BOARD

How does job posting activity differ by job board?

	JOB BOARD	POSTING COUNT ▾	AVG POSTING LENGTH IN DAYS	MEDIAN POSTING LENGTH IN DAYS	# OF COMPANIES
1.	indeed.ca	1,557	20.9	21	760
2.	eluta.ca	633	21.0	21	148
3.	workopolis.com	557	14.0	14	311
4.	careerjet.ca	353	26.7	35	114
5.	metaservices.ca	261	156.2	148	163
6.	adzuna.ca	257	14.0	14	104
7.	loyalistcs.ca	181	104.0	99	124
8.	jobbank.gc.ca	165	44.6	30	105
9.	kijiji.ca	121	15.0	15	55
10.	aboriginaljobboard.ca	85	52.8	65	63
11.	localwork.ca	76	5.4	3	36
12.	jobillico.com	71	18.5	14	20
13.	qhc.njoyn.com	70	159.2	125	1
14.	careerarc.com	57	66.1	71	9
15.	simplyhired.ca	57	31.1	31	42
16.	careerbuilder.ca	42	17.6	13	5
17.	hastingscounty.com	34	101.0	85	5
18.	randstad.ca	13	39.5	35	1