

# JOB DEMAND REPORT

## JULY 2022

### HIGHLIGHTS

#### JOB POSTINGS BY THE NUMBERS

POSTING COUNT	NEW THIS MONTH	COMPANIES	JOB BOARDS
4,519	2,286	1,578	31

#### # OF DAYS POSTED

AVERAGE	MEDIAN
36.0	21

## REPORT BUILDER

The default filter selection below will show all job demand data for the month. You can use the filters to create a customized report for the purpose of understanding a subset of the data.

### OCCUPATION FILTERS

SKILL TYPE NAME / 1-DIGIT NOC ▾

MAJOR GROUP / 2-DIGIT NOC ▾

MINOR GROUP / 3-DIGIT NOC ▾

UNIT GROUP / 4-DIGIT NOC ▾

SKILL LEVEL ▾

JOB TYPE ▾

JOB DURATION ▾

ADDITIONAL LANGUAGE ▾

SPECIFIC JOB TAGS ▾

### OTHER FILTERS

MUNICIPALITY ▾

COUNTY ▾

JOB BOARD ▾

NOC = National Occupation Classification | NAICS = North American Industry Classification System

Page 1 of 13

#### Source:

Job posting data is collected by the Centre for Workforce Development from job boards and employer websites that recruit candidates in the Hastings, Prince Edward, and Lennox & Addington Counties.

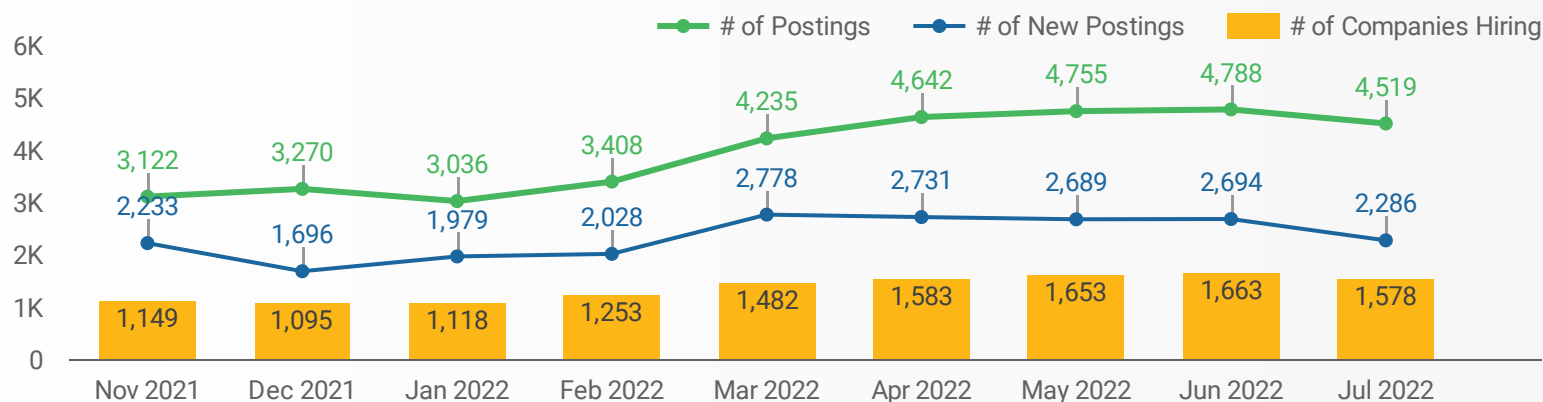


This Employment Ontario service is funded in part by the Government of Canada and the Government of Ontario.

Ce service Emploi Ontario est financé en partie par le gouvernement du Canada et le gouvernement de l'Ontario.

## JOB POSTINGS BY MONTH

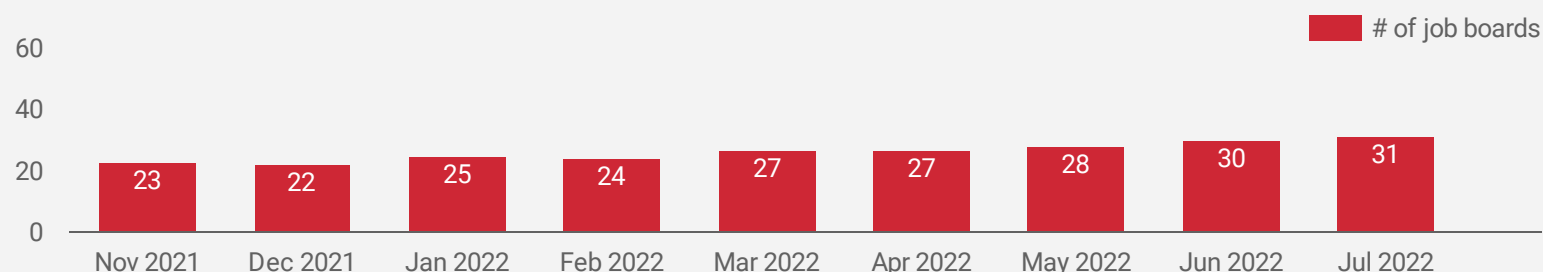
How many job postings were active for at least 1 day this month?



NOTE: This graph cannot be filtered using the controls on the cover page

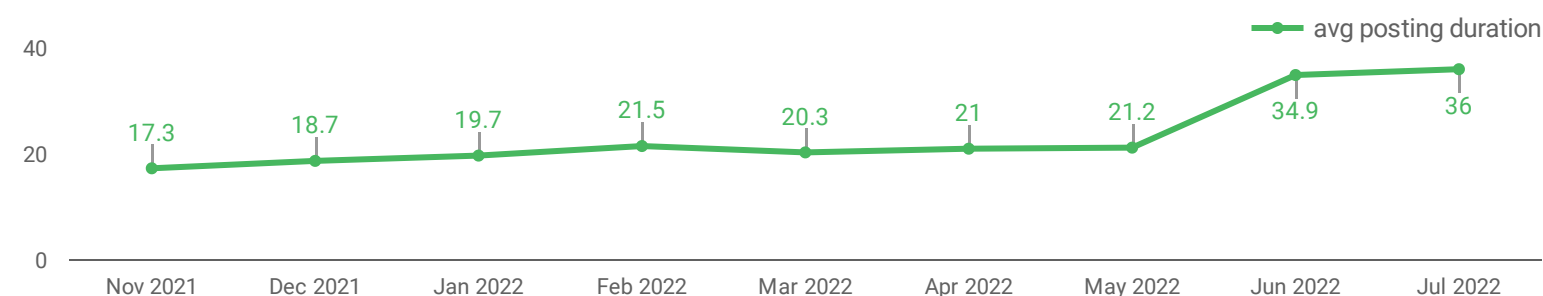
## NUMBER OF ACTIVE JOB BOARDS

How many job postings were active for at least 1 day this month on these job boards?



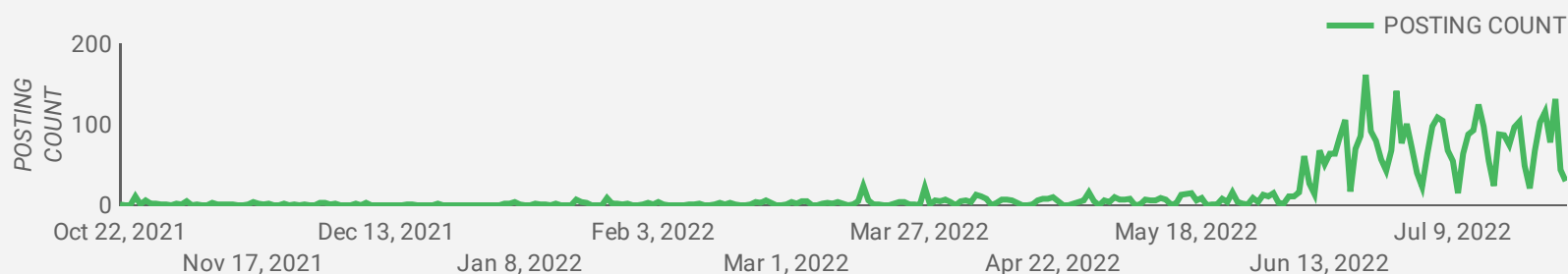
## AVG & MEDIAN POSTING LENGTH BY DAYS

How long are employers having to recruit for to find candidates to fill their job vacancies?



## POST DATE TIMELINE FOR THIS MONTH'S ACTIVE JOB POSTINGS

How many job postings were active for at least 1 day this month?



## JOB POSTINGS BY MUNICIPALITY

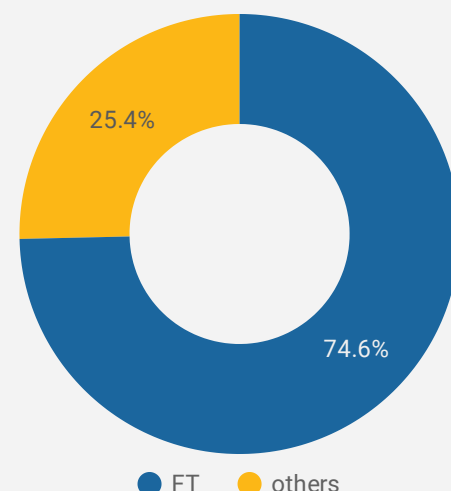
How many job postings were active for at least 1 day this month?

	MUNICIPALITY	POSTING COUNT	AVG POSTING LENGTH IN DAYS	MEDIAN POSTING LENGTH IN DAYS
1.	City of Belleville	2,372	33.9	21
2.	City of Quinte West	624	36.5	21
3.	Prince Edward County	503	39.2	21
4.	Town of Greater Napanee	375	24.2	21
5.	Town of Bancroft	205	66.8	35
6.	Township of Loyalist	87	17.8	15
7.	Municipality of Centre Hastings	49	27.6	21
8.	Township of Stone Mills	44	17.8	14
9.	Township of Tyendinaga	33	70.2	52
10.	Municipality of Marmora and	31	63.7	21

1 - 21 / 21

## JOB TYPE

Full-time vs Part-time



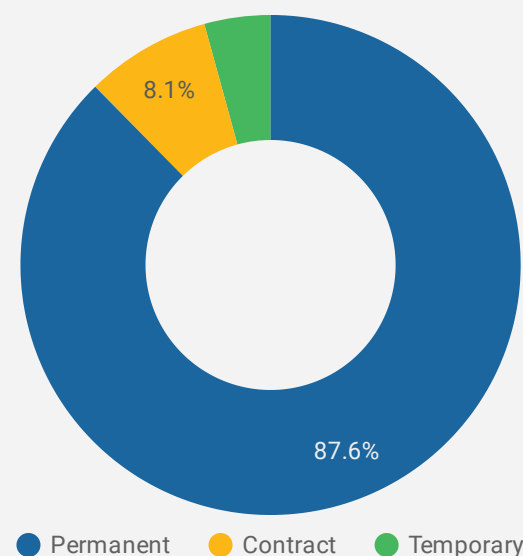
## JOB POSTINGS BY COUNTY OR CITY

How many job postings were active for at least 1 day this month?

	COUNTY OR CITY	POSTING COUNT	AVG POSTING LENGTH IN DAYS	MEDIAN POSTING LENGTH IN DAYS
1.	Belleville	2,372	33.9	21
2.	City of Quinte West	624	36.5	21
3.	Lennox and Addington	529	22.8	21
4.	Prince Edward County	503	39.2	21
5.	Hastings County	436	56.8	21

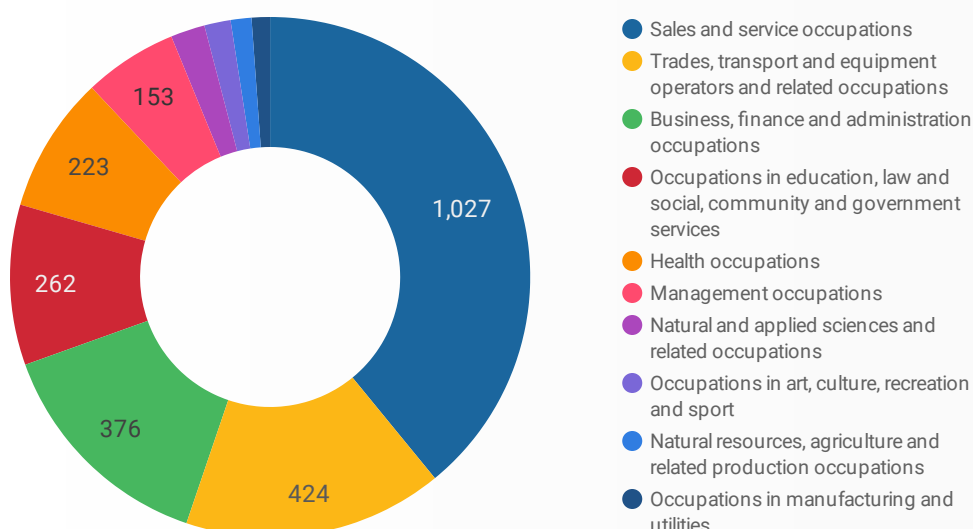
## JOB DURATION

Permanency of jobs posted



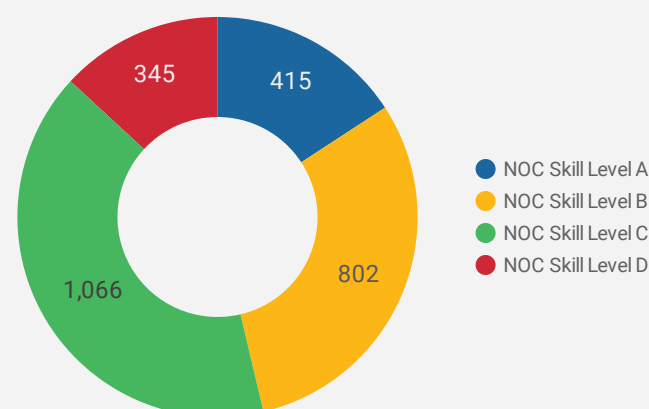
## JOB POSTINGS BY JOB CATEGORY

What broad occupational category is being recruited?



## JOB POSTINGS BY SKILL LEVEL

What education do occupations typically require?



Skill Level A = Usually University education | Skill Level B = Usually College education or Apprenticeship training | Skill Level C = Usually Secondary education or occupation-specific training | Skill Level D = Usually on-the-job training

## TOP HIRING EMPLOYERS & AGENCIES

Who is hiring?











	COMPANY	MUNICIPALITY	POSTINGS COUNT	AVG POSTING LENGTH IN DAYS	MEDIAN POSTING LENGTH IN DAYS
1.	Quinte Health Care	City of Belleville	97	94.9	58
2.	Quinte Health Care Corporation / QHC	City of Belleville	56	21.0	21
3.	Great Canadian Gaming Corporation	City of Belleville	53	17.1	14
4.	Lennox and Addington County General Hospital	Town of Greater Napanee	50	19.9	21
5.	Jbs Foods Canada	City of Belleville	38	30.6	21
6.	The Corporation of the County of Prince Edward	Prince Edward County	30	172.0	172
7.	CFMWS	City of Quinte West	30	17.5	17
8.	Trenton Military Family Resource Center	City of Quinte West	28	90.0	69
9.	City of Belleville	City of Belleville	28	33.6	21
10.	VON Canada	City of Belleville	27	88.5	94
11.	Shorelines Casino	City of Belleville	24	20.1	21
12.	Loyalist College	City of Belleville	23	21.3	21
13.	Peopleready	City of Belleville	22	15.3	14
14.	Addictions and Mental Health Services - Hastings Prince Edward	City of Belleville	20	18.2	21
15.	Sienna Living	City of Belleville	19	26.9	35
16.	Drake Hotel Properties	Prince Edward County	19	21.0	21
17.	Algonquin & Lakeshore Catholic District School Board	Town of Greater Napanee	19	21.0	21
18.	Adzuna	Township of Stone Mills	18	14.0	14
19.	Hastings County - Community and Human Services	#N/A	17	48.6	34
20.	Kijiji	City of Belleville	17	15.0	15
21.	Great Canadian Gaming	City of Belleville	16	28.8	35
22.	Conseil des Ã©coles publiques de l'Est de l'Ontario	City of Quinte West	16	19.9	21
23.	Canadian Helicopters	City of Quinte West	16	13.4	15
24.	Sienna Senior Living	City of Belleville	16	19.3	21
25.	Lowe's	City of Belleville	15	22.0	14
26.	Pilot Company	Town of Greater Napanee	15	14.1	14

## TOP HOURLY WAGES IN JOB POSTINGS

What are employers willing to pay to find the perfect candidate?

# of Minimum Wage Job Postings

105

	JOB TITLE	COMPANY	LOCATION	HOURLY WAGE ▾
1.	Data Entry Position Work From Home - Part-Time Focus Group Participants	FocusGroupJobs	Prince Edward County	250 
2.	Psychotherapist	Trenton Massage and Lymphedema Clinic	City of Quinte West	143 
3.	Professor, Nursing	Loyalist College	City of Belleville	80.62 
4.	Dance Instructor	Prestige Dance Academy	City of Belleville	80 
5.	Treasurer	Township of Tay	Prince Edward County	65.1 
6.	Chief Technology Officer Permanent Full Time	YWI Alliance	Town of Greater Napanee	65 
7.	Municipal Clerk	Township of Tay	Prince Edward County	59.68 
8.	Operations Vice-president - Goods Production, Utilities, Transportation And Construction	1654187 ONTARIO INC.	City of Quinte West	58 
9.	Manager Of Building Services/chief Building Official	Township of Tay	Prince Edward County	54.03 
10.	General Manager - Goods Production, Utilities, Transportation And Construction	TEN ACRE STORE AND RESTAURANT INC	City of Belleville	53.98 
				1 - 100 / 616 < >

## TOP SALARIES IN JOB POSTINGS

What are employers willing to pay to find the perfect candidate?

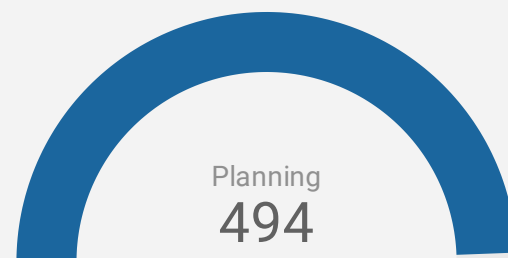
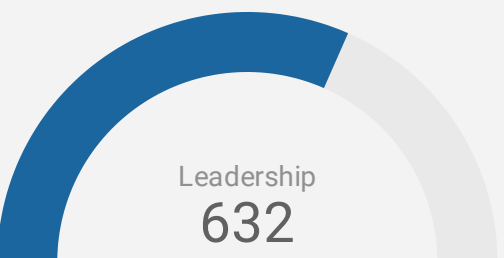
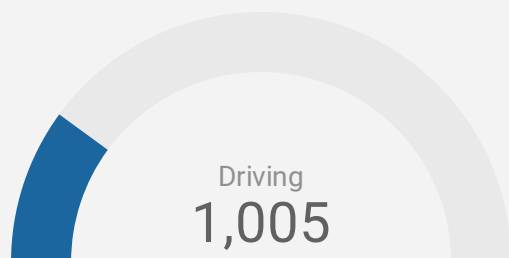
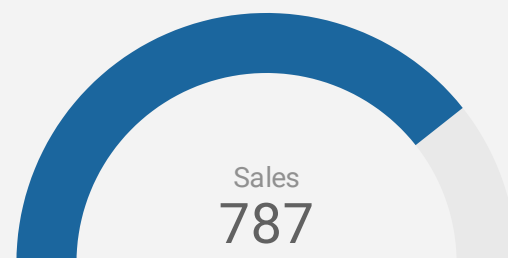
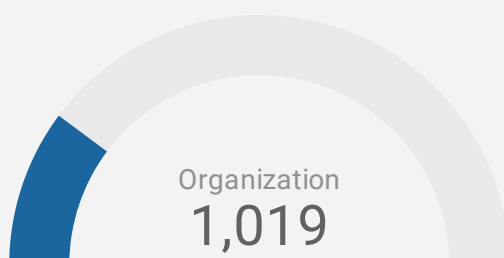
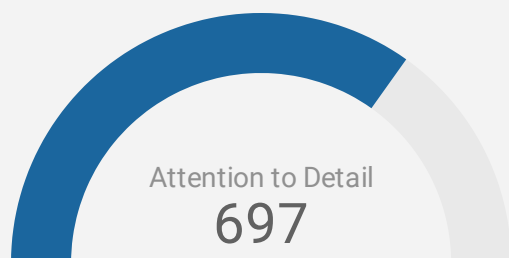
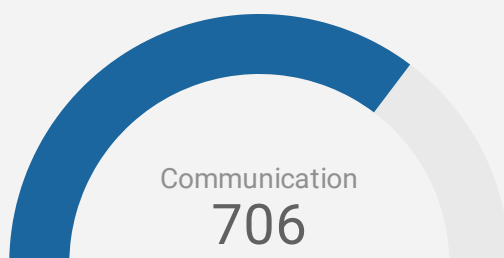
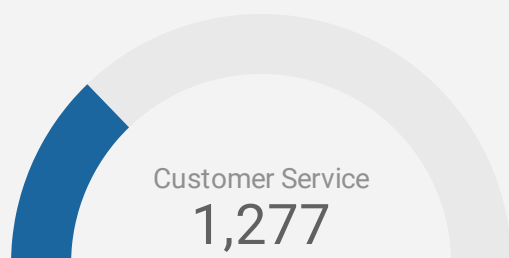
	JOB TITLE	COMPANY	LOCATION	ANNUAL SALARY ▾
1.	Director Of Finance/treasurer - Permanent Full Time	Hastings County - General Government	#N/A	153,730 
2.	Director Of Community And Human Services - Permanent Full-time	Hastings County - Community and Human Services	#N/A	153,730 
3.	Owner Operator - Napanee Tank Division - Canada Only	Cooney	Town of Greater Napanee	150,000 
4.	Transformation Specialist "Temporary Full-time 1 Year Contract"	Quinte Health Care	City of Belleville	150,000 
5.	Optometrist	Dr. Christmas Family Eye Care	City of Belleville	150,000 
6.	Physician Assistant, Family Medicine - Full-time- Multi-site - Belleville General Home	Quinte Health Care	City of Belleville	140,000 
7.	Cross Border Owner Operator (az Class Experience Required + Top Fleet Employer)	Eassons Transportation Group	Municipality of Marmora and Lake	140,000 
8.	Owner Operator - Belleville Tank Division - Canada Only	Cooney	City of Belleville	140,000 
				1 - 100 / 847 < >

## TOP IN-DEMAND SKILLS

How many times were these skills found in job postings?

ACTIVE JOB POSTINGS THIS MONTH

4,519



## KEY JOB REQUIREMENTS

How often are these requirements desired in job postings?

ACTIVE JOB POSTINGS THIS MONTH

4,519



Driver's License

118



First Aid

311



Regular Access to a Ve

286



Criminal Record Check

358



Microsoft Office

281



Food Safety

138

## JOB POSTINGS BY SKILL LEVEL, FREQUENCY, & DURATION

What jobs are in-demand and/or hard to fill?

	4 DIGIT NOC	4 DIGIT NOC NAME	SKILL LEVEL	POSTING COUNT	AVG POSTING LENGTH IN DAYS	MEDIAN POSTING LENGTH IN DAYS
1.	6421	Retail salespersons	NOC Skill Level C	244	24.7	21
2.	4412	Home support workers, housekeepers and related occupations	NOC Skill Level C	112	28.8	21
3.	6731	Light duty cleaners	NOC Skill Level D	105	38.1	21
4.	6322	Cooks	NOC Skill Level B	100	49.3	21
5.	7511	Transport truck drivers	NOC Skill Level C	91	38.8	21
6.	6552	Other customer and information services representatives	NOC Skill Level C	87	31.4	21
7.	6711	Food counter attendants, kitchen helpers and related support occupations	NOC Skill Level D	86	29.9	21
8.	7452	Material handlers	NOC Skill Level C	75	32.3	21
9.	621	Retail and wholesale trade managers	NOC Skill Level A	55	22.8	21
10.	4212	Social and community service workers	NOC Skill Level B	54	42.1	21
11.	6513	Food and beverage servers	NOC Skill Level C	50	34.1	21
12.	1114	Other financial officers	NOC Skill Level A	42	26.8	21
13.	7514	Delivery and courier service drivers	NOC Skill Level C	37	26.2	21
14.	6321	Chefs	NOC Skill Level B	37	34.4	21
15.	6541	Security guards and related security service occupations	NOC Skill Level C	37	17.1	21
16.	1241	Administrative assistants	NOC Skill Level B	36	37.1	21
17.	6611	Cashiers	NOC Skill Level D	36	23.8	21
18.	7271	Carpenters	NOC Skill Level B	35	54.9	21
19.	1414	Receptionists	NOC Skill Level C	33	83.6	24
20.	3233	Licensed practical nurses	NOC Skill Level B	32	28.8	21
21.	6622	Store shelf stockers, clerks and order fillers	NOC Skill Level D	28	27.2	21
22.	1221	Administrative officers	NOC Skill Level B	26	54.2	21
23.	3215	Medical radiation technologists	NOC Skill Level B	24	49.4	36
24.	6733	Janitors, caretakers and building superintendents	NOC Skill Level D	23	37.0	20
25.	1434	Banking, insurance and other financial clerks	NOC Skill Level C	21	26.2	21
26.	631	Restaurant and food service managers	NOC Skill Level A	21	42.5	21
27.	6332	Bakers	NOC Skill Level B	21	25.0	21
28.	6211	Retail sales supervisors	NOC Skill Level B	20	39.4	21
29.	7611	Construction trades helpers and labourers	NOC Skill Level D	20	48.2	21
--	----	-----	-----	--	----	--

## JOB POSTINGS BY 3-DIGIT NATIONAL OCCUPATION CLASSIFICATION

*What jobs are hard to fill and/or in-demand?*

	3 DIGIT NOC	3 DIGIT NOC NAME	SKILL LEVEL	POSTING COUNT ▼	AVG POSTING LENGTH IN DAYS	MEDIAN POSTING LENGTH IN DAYS
1.	642	Retail salespersons	NOC Skill Level C	244	24.7	21
2.	673	Cleaners	NOC Skill Level D	138	39.7	21
3.	632	Chefs and cooks	NOC Skill Level B	137	45.0	21
4.	751	Motor vehicle and transit drivers	NOC Skill Level C	137	34.0	21
5.	441	Home care providers and educational support occupations	NOC Skill Level C	117	28.4	21
6.	655	Customer and information services representatives	NOC Skill Level C	87	31.4	21
7.	671	Food counter attendants, kitchen helpers and related support occupations	NOC Skill Level D	86	29.9	21
8.	421	Paraprofessional occupations in legal, social, community and education services	NOC Skill Level B	85	43.3	21
9.	651	Occupations in food and beverage service	NOC Skill Level C	77	34.6	21
10.	745	Longshore workers and material handlers	NOC Skill Level C	75	32.3	21
11.	111	Auditors, accountants and investment professionals	NOC Skill Level A	67	30.9	21
12.	321	Medical technologists and technicians (except dental health)	NOC Skill Level B	67	30.6	21
13.	062	Retail and wholesale trade managers	NOC Skill Level A	55	22.8	21
14.	122	Administrative and regulatory occupations	NOC Skill Level B	52	42.3	21
15.	124	Office administrative assistants - general, legal and medical	NOC Skill Level B	46	37.1	21
16.	141	General office workers	NOC Skill Level C	44	70.3	21
17.	323	Other technical occupations in health care	NOC Skill Level B	41	27.0	21
18.	143	Financial, insurance and related administrative support workers	NOC Skill Level C	39	23.8	21
19.	727	Carpenters and cabinetmakers	NOC Skill Level B	38	59.2	23.5
20.	152	Supply chain logistics, tracking and scheduling co-ordination occupations	NOC Skill Level C	38	36.1	21
21.	341	Assisting occupations in support of health services	NOC Skill Level C	38	22.2	21
22.	654	Security guards and related security service occupations	NOC Skill Level C	37	17.1	21
23.	661	Cashiers	NOC Skill Level D	36	23.8	21
24.	415	Social and community service professionals	NOC Skill Level A	31	32.8	21
25.	731	Machinery and transportation equipment mechanics (except motor vehicles)	NOC Skill Level B	30	38.2	21
26.	011	Senior managers - construction, transportation, production and utilities	NOC Skill Level A	29	19.3	21
27.	662	Other sales support and related occupations	NOC Skill Level D	28	27.2	21
28.	633	Butchers and bakers	NOC Skill Level B	26	25.4	21
					1 - 50 / 109	< >



## JOB POSTINGS BY 2-DIGIT NATIONAL OCCUPATION CLASSIFICATION

What jobs are hard to fill and/or in-demand?

	2 DIGIT NOC	2 DIGIT NOC NAME	SKILL LEVEL	POSTING COUNT ▾	AVG POSTING LENGTH IN DAYS	MEDIAN POSTING LENGTH IN DAYS
1.	64	Sales representatives and salespersons - wholesale and retail trade	NOC Skill Level C	246	24.6	21
2.	65	Service representatives and other customer and personal services occupations	NOC Skill Level C	234	29.9	21
3.	67	Service support and other service occupations, n.e.c.	NOC Skill Level D	231	37.1	21
4.	63	Service supervisors and specialized service occupations	NOC Skill Level B	189	42.7	21
5.	75	Transport and heavy equipment operation and related maintenance occupations	NOC Skill Level C	165	32.4	21
6.	44	Care providers and educational, legal and public protection support occupations	NOC Skill Level C	117	28.4	21
7.	12	Administrative and financial supervisors and administrative occupations	NOC Skill Level B	115	38.5	21
8.	32	Technical occupations in health	NOC Skill Level B	111	30.6	21
9.	72	Industrial, electrical and construction trades	NOC Skill Level B	104	50.8	21
10.	14	Office support occupations	NOC Skill Level C	103	45.0	21
11.	11	Professional occupations in business and finance	NOC Skill Level A	89	27.8	21
12.	42	Paraprofessional occupations in legal, social, community and education services	NOC Skill Level B	85	43.3	21
13.	74	Other installers, repairers and servicers and material handlers	NOC Skill Level C	83	33.1	21
14.	06	Middle management occupations in retail and wholesale trade and customer services	NOC Skill Level A	80	27.2	21
15.	31	Professional occupations in health (except nursing)	NOC Skill Level A	65	46.1	21
16.	66	Sales support occupations	NOC Skill Level D	64	25.3	21
17.	62	Retail sales supervisors and specialized sales occupations	NOC Skill Level B	63	26.4	21
18.	15	Distribution, tracking and scheduling co-ordination occupations	NOC Skill Level C	53	31.2	21
19.	41	Professional occupations in law and social, community and government services	NOC Skill Level A	51	29.9	21
20.	73	Maintenance and equipment operation trades	NOC Skill Level B	50	39.7	21
21.	01	Senior managers - construction, transportation, production and utilities	NOC Skill Level A	42	21.1	21
22.	34	Assisting occupations in support of health services	NOC Skill Level C	38	22.2	21
23.	22	Technical occupations related to natural and applied sciences	NOC Skill Level B	29	28.4	21
24.	21	Professional occupations in natural and applied sciences	NOC Skill Level A	27	42.4	21
25.	52	Technical occupations in art, culture, recreation and sport	NOC Skill Level B	26	36.3	21
26.	76	Trades helpers, construction labourers and related occupations	NOC Skill Level D	22	45.4	21
27.	86	Harvesting, landscaping and natural resources labourers	NOC Skill Level D	18	31.9	21

## MULTILINGUAL JOB POSTINGS BY THE NUMBERS

ACTIVE POSTINGS  
**342**

NEW POSTINGS  
**2**

COMPANIES  
**188**

LANGUAGES  
**6**

## # OF DAYS POSTED

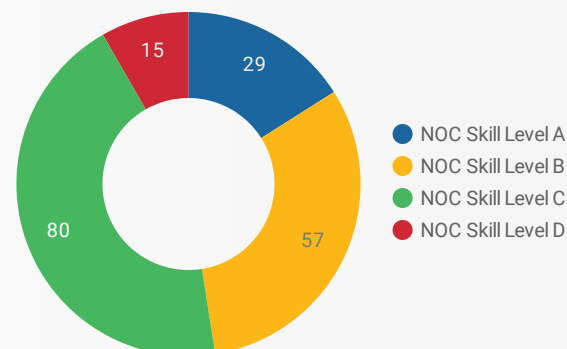
AVERAGE  
**30.7**

MEDIAN  
**21**

## MULTILINGUAL JOB POSTINGS BY SKILL LEVEL

What language skills are employers looking for by occupational skill level?

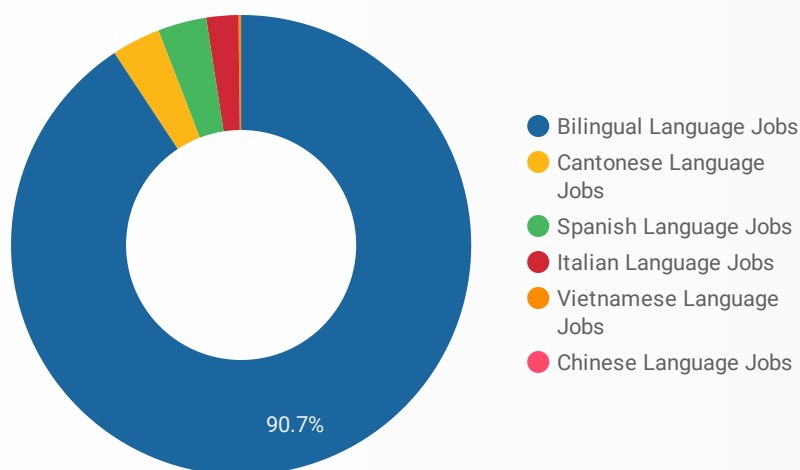
- 29** Skill Level A - Management/ Professional Occupations usually requiring University
- 57** Skill Level B - Usually college education or apprenticeship training
- 80** Skill Level C - Usually secondary education or occupation-specific training
- 15** Skill Level D - Usually on-the-job training



LANGUAGES	NOC Skill Level A	NOC Skill Level B	NOC Skill Level C	NOC Skill Level D
Bilingual Lan...	...	...	...	...
Italian Langu...	5	1		
Cantonese La...		6		
Spanish Lang...	2	2	1	
Chinese Lang...		1		
Vietnamese L...		1		

## LANGUAGE SKILLS BREAKDOWN

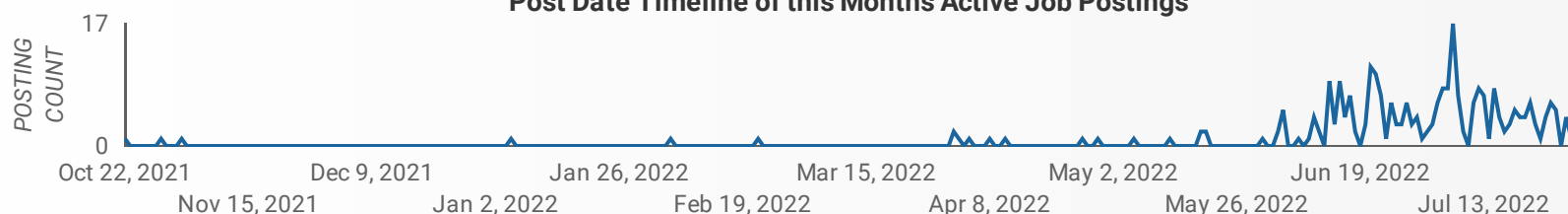
Which kinds of language skills do employers seek?



LANGUAGES	POSTING COUNT
1. Bilingual Language Jobs	317
2. Spanish Language Jobs	10
3. Cantonese Language Jobs	7
4. Italian Language Jobs	6
5. Vietnamese Language Jobs	1

1 - 6 / 6 < >

## Post Date Timeline of this Month's Active Job Postings



## LANGUAGE SKILLS BEING RECRUITED BY JOB CATEGORY

What language skills are sought by 1-Digit NOC?

BROAD OCCUPATIONAL CATEGORY	Bilingual ...	Italian La...	Cantones...	Spanish ...	Chinese ...	Vietname...	Grand total
Business, finance and administration occu...	33	5			1		39
Health occupations	4						4
Management occupations	9			2			11
Natural and applied sciences and related o...	4						4
Natural resources, agriculture and related ...	1						1
Occupations in art, culture, recreation and ...	5						5
Occupations in education, law and social, ...	40			1			41
Occupations in manufacturing and utilities	2						2
Sales and service occupations	46	1	6	2		1	56
Trades, transport and equipment operator...	18						18
<b>Grand total</b>	<b>162</b>	<b>6</b>	<b>6</b>	<b>5</b>	<b>1</b>	<b>1</b>	<b>181</b>

## MULTILINGUAL JOB POSTINGS BY MUNICIPALITY

What language skills are sought by 4-Digit NOC?

	MUNICIPALITY	JOB LANGUAGES ▾	AVG POSTING LENGTH IN DAYS	MEDIAN POSTING LENGTH IN DAYS
1.	City of Belleville	165	33.9	21
2.	City of Quinte West	81	32.9	21
3.	Prince Edward County	30	32.6	21
4.	Town of Greater Napanee	26	19.5	21
5.	Township of Stone Mills	12	14.0	14
6.	Town of Bancroft	8	24.0	20.5
7.	Township of Loyalist	4	15.8	14
8.	Township of Stirling-Rawdon	3	21.0	21
9.	Municipality of Marmora and Lake	3	18.7	21
1 - 15 / 15 < >				

	UPPER TIER	JOB LANGUAGES ▾	AVG POSTING LENGTH IN DAYS	MEDIAN POSTING LENGTH IN DAYS
1.	Belleville	165	33.9	21
2.	City of Quinte West	81	32.9	21
3.	Lennox and Addington	43	17.6	19.5
4.	Prince Edward County	30	32.6	21
5.	Hastings County	23	21.2	21

## LANGUAGE DEMAND BY JOB

What language skills are sought by 4-Digit NOC?

4 DIGIT NOC NAME		POSTINGS ▾
1.	Home support workers, housekeepers and r...	20
2.	Retail salespersons	15
3.	Other customer and information services re...	11
4.	Social and community service workers	9
5.	Light duty cleaners	8
6.	Administrative assistants	7
7.	Receptionists	6
8.	Other financial officers	6
9.	Food and beverage servers	5
10.	Administrative officers	5
11.	Delivery and courier service drivers	5
12.	Cooks	5
13.	Early childhood educators and assistants	4
14.	Other instructors	4
15.	Food counter attendants, kitchen helpers an...	4
16.	Human resources managers	3
17.	Program leaders and instructors in recreati...	3
18.	Accounting technicians and bookkeepers	3
19.	Transport truck drivers	2
20.	Sheet metal workers	2
21.	Material handlers	2
22.	Carpenters	2
23.	User support technicians	2
24.	Cashiers	2
25.	Family, marriage and other related counsell...	2
26.	Retail and wholesale trade managers	2
27.	Professional occupations in advertising, ma...	2
28.	Registered nurses and registered psychiatri...	2
29.	Banking, credit and other investment manag...	2
30.	Hotel front desk clerks	2
31.	Supervisors, supply chain, tracking and sche...	2
32.	Financial managers	1
		1 - 63 / 63 < >

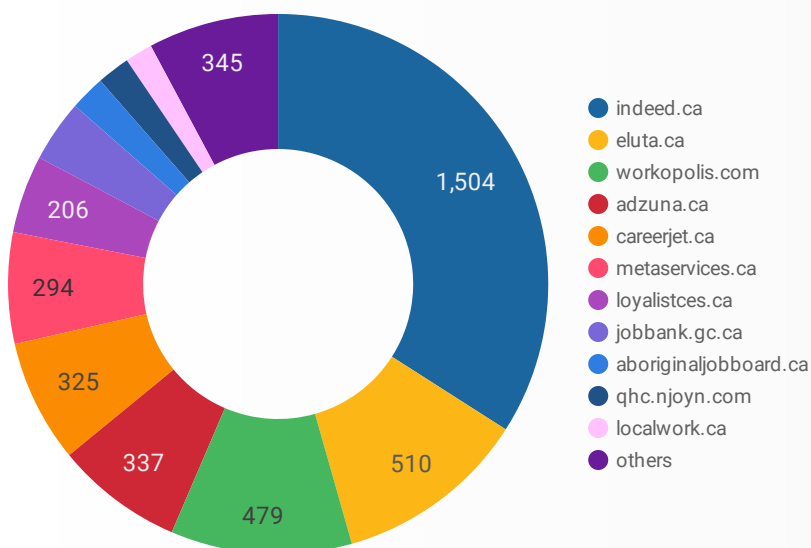
## MULTILINGUAL HIRING EMPLOYERS

Which employers are seeking multilingual candidates?

COMPANY		POSTINGS ▾
1.	Trenton Military Family Resource Center	25
2.	VON Canada	20
3.	VON Canada (Ontario)	17
4.	Adzuna	11
5.	Conseil des Ã©coles publiques de l'Est de l'Ontario	10
6.	Home and Community Care Support Services South East	8
7.	County of Lennox and Addington	7
8.	Conseil des Ã©coles catholiques du Centre-Est	6
9.	Scotiabank	6
10.	Victorian Order of Nurses / VON	5
11.	La Source	5
12.	Quinte Immigration Services	4
13.	CECCE	4
14.	Ste. Anne's Spa	4
15.	The Source	3
16.	Bell	3
17.	OneLook Productions	3
18.	Peer Support South East Ontario	3
19.	Synergie Hunt International	3
20.	TruckRight Data Management Inc.	3
21.	Xplornet	2
22.	Glacier Maintenance	2
23.	Ramada by Wyndham Trenton	2
24.	Lamplighter Preschool	2
25.	The June Motel	2
26.	Boutique La Vie en Rose Inc.	2
27.	The Source (Bell) Electronics Inc.	2
28.	Cheshire Homes (Hastings-Prince Edward) Inc.	2
29.	Conseil des Ã©coles catholiques du Centre-Est / CECCE	2
		1 - 50 / 188 < >

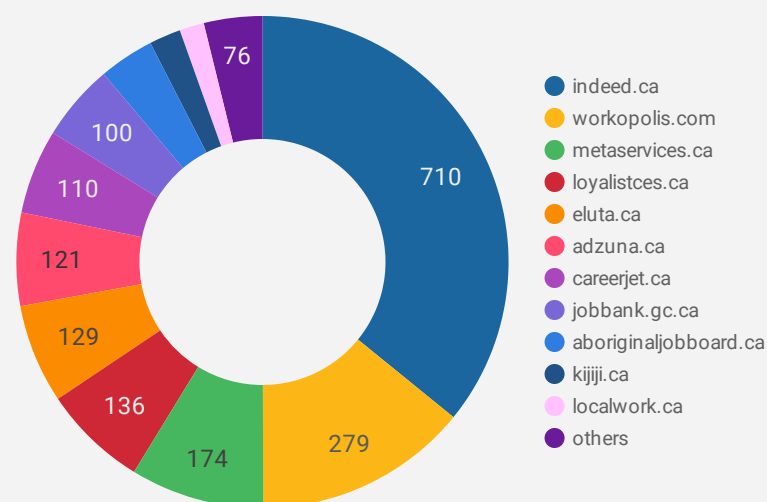
## JOB POSTINGS BY JOB BOARD

What share of unique job postings appear on each job board?



## COMPANIES BY JOB BOARD

What share of unique job postings appear on each job board?



## JOB POSTING DETAILS BY JOB BOARD

How does job posting activity differ by job board?

	JOB BOARD	POSTING COUNT ▾	AVG POSTING LENGTH IN DAYS	MEDIAN POSTING LENGTH IN DAYS	# OF COMPANIES
1.	indeed.ca	1,504	20.9	21	710
2.	eluta.ca	510	21.0	21	129
3.	workopolis.com	479	13.9	14	279
4.	adzuna.ca	337	14.0	14	121
5.	careerjet.ca	325	24.4	35	110
6.	metaservices.ca	294	143.1	131	174
7.	loyalistces.ca	206	96.0	90	136
8.	jobbank.gc.ca	164	44.5	31	100
9.	aboriginaljobboard.ca	93	59.5	70	72
10.	qhc.njoyn.com	87	138.0	114	1
11.	kijiji.ca	73	15.0	15	41
12.	localwork.ca	73	5.8	3	32
13.	jobillico.com	57	18.5	13	17
14.	careerarc.com	54	67.3	75	8
15.	hastingscounty.com	53	71.0	62	6
16.	careerbuilder.ca	39	17.7	16	6
17.	randstad.ca	13	44.3	46	1
18.	gojobs.gov.on.ca	9	28.7	22	5